



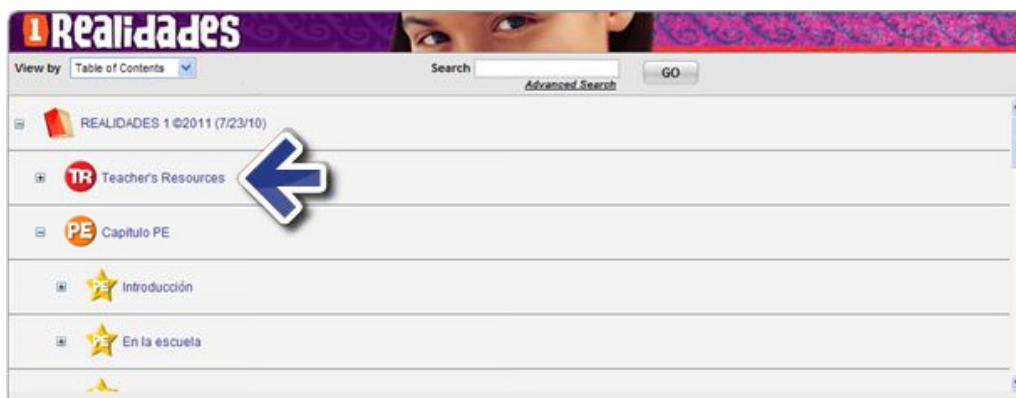
Content Organization

This guide discusses content organization on Realidades.com.

Log into the Realidades.com teacher account on SuccessNet Plus. From the Home page, click the Content tab or click **Browse Content** on the program banner, which appears on the Programs channel.

Access the Realidades program content from here. The program content includes the eText and additional resources. To the right of the program folder, click **Launch eText** to open the complete eText that includes both an Instructor View and a Student View.

Click the Realidades folder to expand and display the program content.



Rearrange the content organization using the View by menu. Through this menu, view the content based on skills, standards, or content type.

Click the plus signs to expand the folders. Every level of Realidades is organized the same way.

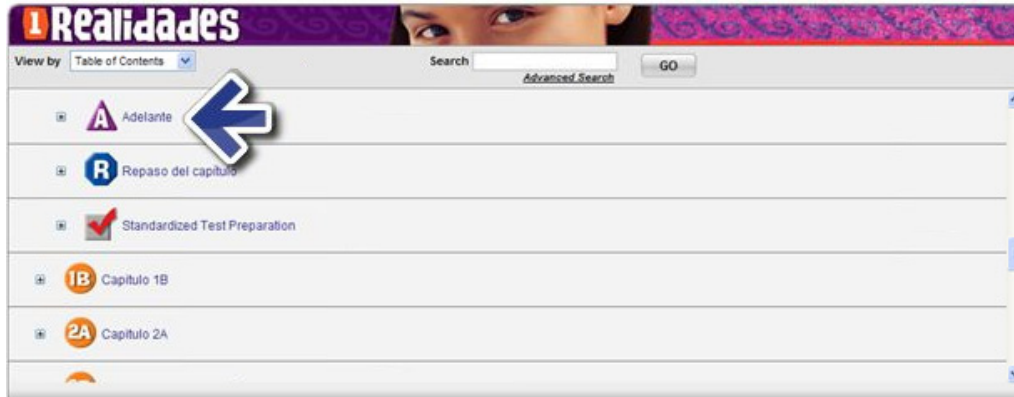
Teacher's Resources is at the top of the list. Find the lesson plans, Teacher's Resource Book, answer keys, vocabulary and grammar transparencies, and more.

Underneath Teacher's Resources there are folders for each chapter. Each chapter folder contains subfolders where all program resources are for that section.

Each chapter contains a series of subfolders that follow the organization of the chapter. Notice the easy-to-read icons next to each subfolder.

Introducción contains the resources for the chapter opener. Vocabulario en contexto supports the presentation of new vocabulary. Vocabulario en uso provides the resources to help students practice the vocabulary.

There is a folder for each grammar section in the chapter.



The Adelante folder contains resources for the application activities such as reading, culture, and performance assessments.

The Repaso del capítulo folder contains a variety of review materials and the chapter tests.

The Standardized Test Preparation folder contains activities that provide practice for high stakes tests.

The following is a list of icons on Realidades.com:




Downloadable audio files for the hip-hop songs




Extra practice for vocabulary, grammar, reading, and self-tests



Gradable eText or workbook activities



Speak and Record activities that students submit for grading



Online interactive atlas



Chapter quizzes to monitor progress toward achieving objectives



Chapter tests to assess student achievement




Video tutorials to reinforce grammar skills



Pages from the online Student Edition that are labeled as either eText or eBook pages



Interactive puzzles to reinforce vocabulary



Interactive flash cards for vocabulary practice



GramActiva video and eText speaking activities that are not gradable