

Prentice Hall Online EssayScorer

Introduction This guide discusses the Prentice Hall Online EssayScorer powered by WriteToLearn™. It talks about how students use the program and explains the reports and tools that help teachers monitor student progress and manage their classes.

What is EssayScorer? Prentice Hall Online EssayScorer is an online instructional writing tool that helps students learn the writing process and practice writing various types of essays. Teachers assign each class writing activities, which vary by essay type, grade level, and subject area.

Students receive instant feedback and suggestions for revision. Teachers can view student work at any time and access class and student reports to monitor progress.

Getting Started A designated school administrator must complete the registration process and upload the school roster before teachers begin using EssayScorer. Next, the school administrator provides the teachers with their teacher account information. Finally, each teacher sets up his or her class and assign writing activities.

Student Access To begin their writing activities, students log in to their Prentice Hall Online EssayScorer account.

Select an Activity After logging in, students see a list of their assigned activities. Next to each activity, students see the number of tries left, which indicates how many submissions they can use to refine their essay and receive a passing score. They also see Teacher Comments and Essay Status.

Essay Writing Activities	Tries Left	Teacher Comments	Status
A Surprising Event	12		Ready to Begin
Community Service	12		Ready to Begin
Essay on Pets	12		Ready to Begin

Reset User Log Out

There are two important links at the top of the page: Writing a Good Essay and Using Prentice Hall EssayScorer. Students can click these links to read suggestions for writing good essays and get help using the program.

To begin working on an essay, students click the activity title.

Essay Composition Students now read the prompt, view the expected word length, and begin composing their essay in the designated text box. Students can also copy and paste text from a word-processing program.

Type or paste your essay into the box below. [Write a Good Essay](#)

User: student Prompt: **Community Service** Tries left: **12**


Some people think that all 18 year-olds should perform one year of national or community service (for example, the Peace Corps, emergency medical services, Big Brother and Big Sister programs) before they pursue college or a paying job. What is your position on the issue? Write an essay in which you support your point of view with convincing reasons and examples.

(Expected essay length: 150 - 650 words.)

Notice the options at the bottom of the page. Students use the spell-checker to view and select changes. The Save Essay option allows students to continue working later without using one of their tries. Most importantly, students click **Get Feedback** to submit their essay for scoring.

Scoreboard

Students receive immediate feedback on the Scoreboard. Note that the number of tries decreases by one every time a student clicks **Get Feedback**.



The essay Length score appears on the right. The Overall score displays a blue bar that indicates current progress on all measures. The vertical green lines mark the threshold for a passing grade.

Below the Overall score, students see scores on six writing traits: Ideas, Organization, Conventions, Sentence Fluency, Word Choice, and Voice.

Each writing trait link displays instructional support to help students with the revision process. The Essay Examples enable students to compare low- and high-scoring essays to better understand the characteristics of well-written essays.

Essay Revision

At the bottom of the Scoreboard, students can use editing tools, such as spelling, grammar, and repetition, to make real-time changes to their essay.

The current essay version appears below the Scoreboard. Students now revise and resubmit their essay for rescoring.

The Revised Scoreboard

After students resubmit their essay, the Scoreboard provides the same type of feedback already discussed but with a few changes.

Blue carrots mark the previous score, and the blue horizontal bar marks the current progress. Note that the current progress can go up or down.

Revision Summary

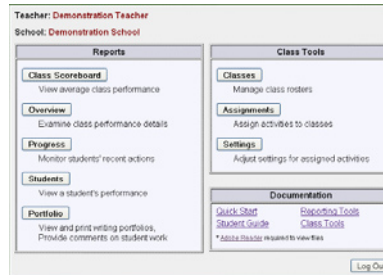
Students now continue this process of revision to improve their essay. Writing essays with the Prentice Hall Online EssayScorer provides instructional practice. Students benefit by receiving immediate feedback and teachers save valuable time normally spent reading and scoring essays.

Student Portfolio

Students click **View Your Essays** to view their portfolio. Students can view their portfolio after submitting an essay for revision. The essay portfolio contains all essays and their associated Scoreboards.

Teacher Tools

After signing into their Prentice Hall Online EssayScorer teacher account, teachers see the Teacher Tools Menu. This menu provides access to reports, tools, and documentation.



Reports

First, look at the reports that help teachers monitor student progress, starting with the Class Scoreboard Report.

Class Scoreboard Report

The Class Scoreboard Report provides the average class performance for each activity.



Class Overview Report

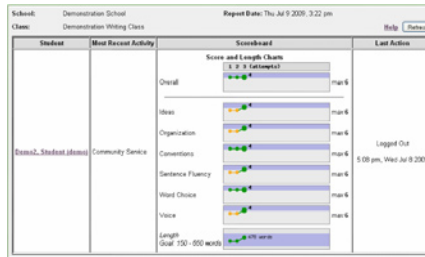
The Class Overview Report displays how students perform on each category, such as Ideas, Organization, and Grammar. The color coding helps teachers quickly identify which students need assistance.

Student	Score on Last Essay (Max. Possible)							Credits and Error Percentages						
	Overall #	Ideas #	Organization #	Conventions #	Sentence Fluency #	Word Choice #	Voice #	Word Count	Spelling Errors %	Grammar Errors %	Misspellings on Task	Misspellings /Paragraph	Paraphrasing	
Overall	3.7	3.5	3.3	3.7	3.7	3.7	3.3	296	0.3	0.2	0.2	39.4	2.2	0.7

Progress Report

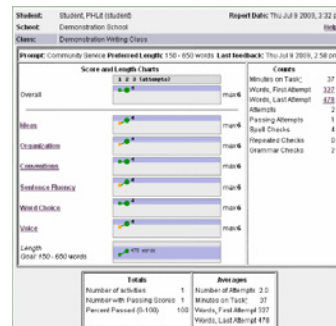
Use the Recent Progress Report to monitor current and recent class activity. The Progress Report includes the essay students worked on most recently, quality of the responses for each score category, current essay length, and their last action taken.

The legend displays the color key for the color balls in the report. Each ball represents an essay submission, so the chart clearly displays progress.



Information in this report appears in real time, so refresh the Web page to display the most recent student activity.

Student Report The Student Report allows teachers to examine a student’s performance on one or all activities.



Portfolio Report The Portfolio Report displays a writing portfolio for individual students that includes responses submitted for a single activity and the associated Scoreboards. Teachers can also create a Portfolio Report for the entire class.

Tools Next, examine each of the three tools, starting with Classes.

Classes Using the Class Editor, teachers can create classes and manage students in their classes.

Assignments Assign Class Activities allows teachers to search by essay type, grade level, and subject area, and then assign activities to specific classes.

Settings With the Settings Tool, teachers can establish criteria for each activity by class. They can increase or decrease the number of attempts allowed for essay revisions and change the feedback returned by the spelling and grammar tools.

Use this tool to adjust the values for the desired length of the essay and set the scale for the Overall score. The Overall score value can only be changed if no students have submitted responses for the prompt. Teachers can also choose the writing categories on which students will receive feedback.

Documentation Finally, notice the Documentation section. This section includes links to PDF resource documents that help teachers learn more about the Prentice Hall Online EssayScorer. It may be helpful to print a copy of the Student Guide to have in the classroom as a student resource.

Review

This guide examined the Prentice Hall Online EssayScorer, which is an online instructional writing tool for students. Using this program, students compose then refine their essays utilizing a variety of editing tools. After submitting an essay, students receive instant, instructional feedback that helps them with the revision process. Student portfolios contain all submitted essays for each activity and their associated Scoreboards.

A variety of teacher reports are available to help monitor student progress. Also, the teacher tools help manage classes, assign activities, and establish activity criteria.