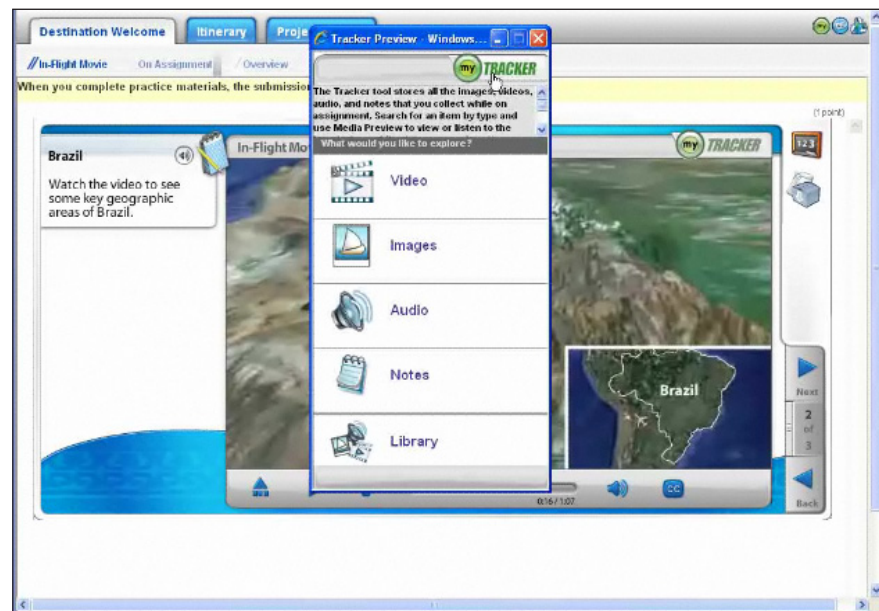




Understand: Student-Generated Content

Introduction This guide looks at myWorld Geography online tools, the Tracker, and Project Builder, which enable students to demonstrate understanding of their world and generate their own content. Then, this guide explores TakingITGlobal for Educators or TIGed.

Tracker On myworldgeography.com, students take a virtual journey. Throughout their journey, students are prompted with the myTracker icon to gather images, audio, and video from various activities they complete. The Tracker stores resources students collect while On Assignment.



Students can search for items and add notes as they build their projects.

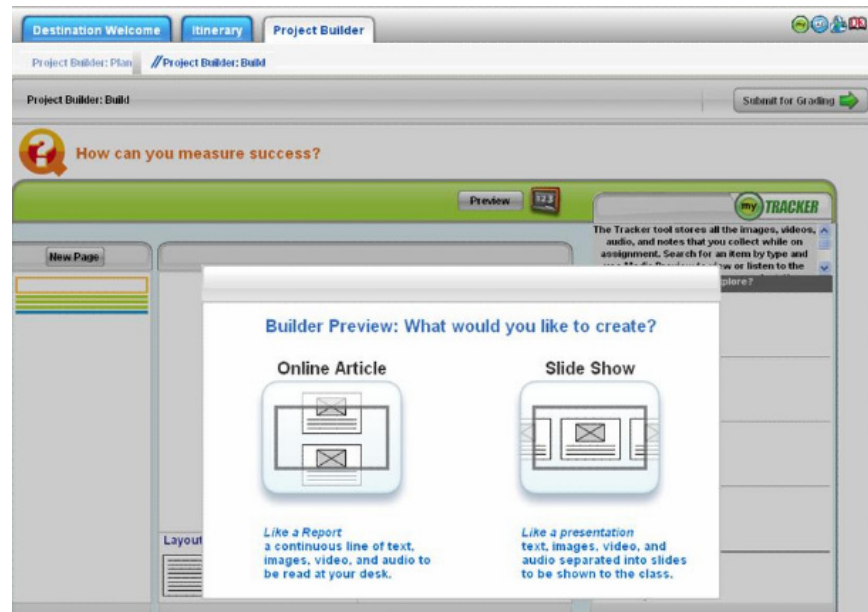
Project Builder At the end of their journey, students create an end-of-chapter project with Project Builder and use the media they have gathered with their Tracker. Students can plan and build their own projects in myWorld Geography.

Plan

Each Project Builder activity begins with a planner section that helps student organize their thoughts. It encourages them to think about their travel experiences as they relate to the Essential Question and record their thoughts using the word processor. On the right, students see all of the assets they have gathered using the Tracker.

Build

The Builder section allows for personalization. Students or teachers can choose if the project will be structured as a presentation in a slide show format or as an online article like a report. Teachers may assign a slide show if their goal is to measure performance. If they want to assess writing skills, teachers can have students complete an online article. Rubrics are provided in the Assessment Handbook to evaluate these student projects.



Slide Show

As students build their slide show presentation, they choose images, audio, and videos from the Tracker that best help them answer the Essential Question in the chapter. Students can create a unique page layout where they can use tools to change the color, font, text, and more. By clicking **Preview**, students can see what their projects will look like before they are submitted for grading or presented to the class.

Online Article

Students can also use the Project Builder to create a more traditional writing assignment. The online article format allows students to write lengthier text entries. Just as in the presentation format, written work is paired with images, audio, and video from the Tracker. Students can customize the look of their article and save their work at any time or preview it along the way.

TakingITGlobal for Educators (TIGed)

TakingITGlobal for Educators or TIGed is a learning tool for teachers and students that can be used with myWorld Geography. TIGed provides a global community where educators can access a collection of educational resources. It also provides a virtual classroom that allows students to use collaborative technology to connect with people from around the world. Here are some of the features of TIGed.

A Community of Global Educators

As part of the TIGed community for myWorld Geography, teachers can communicate and collaborate with other educators. A discussion forum allows teachers to share successes, challenges, strategies, and ideas with respect to integrating technology and global perspectives into education. The program also provides a collaboration database of educators interested in forming learning partnerships with other myWorld Geography classrooms and classrooms around the world.

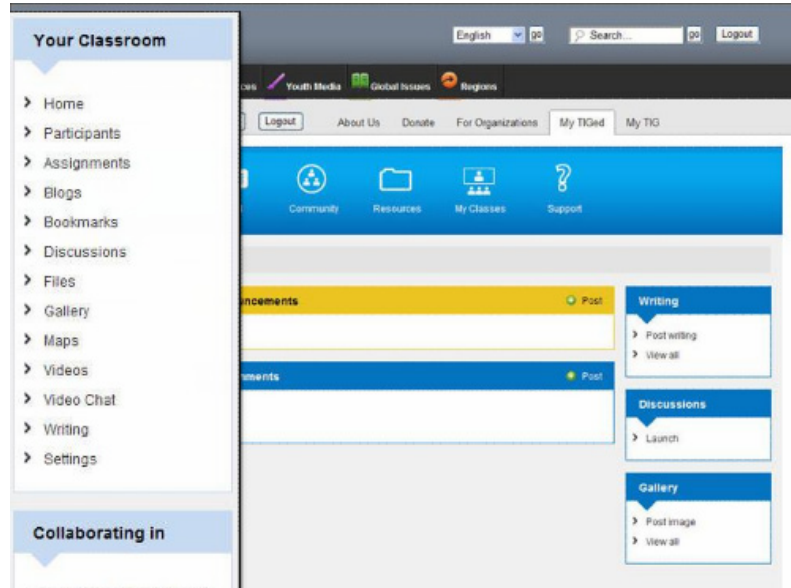


Global Education Resources

TIGed provides a range of resources to help prepare students for a global future. Students have access to regional databases of information, which are related to content they are studying in myWorld Geography. Other resources available include a series of guides to action that address current global issues, educational games, and information about global collaboration and best practices. There is also a link to an educational Internet safety site that provides access to additional educational resources. Access to training podcasts is also available.

Virtual Classrooms

TIGed offers teachers the ability to create and manage secure and private virtual classrooms. Each virtual classroom gives teachers the ability to add customizable tools like blogs, podcasts, maps, digital image galleries, discussion boards, live video chat, online file space, and more.



Teachers and students can also import activities and content outside of TIGed directly into the virtual classroom. TIGed includes resources that help students explore and find answers to the myWorld Geography Essential Questions and help them complete the 21st Century Learning Activity at the end each unit.

Review

This guide looked at myWorld Geography online tools, the Tracker, and Project Builder, which enable students to demonstrate understanding of their world and generate their own content. It also explored TakingITGlobal for Educators.

For more information about myWorld Geography, please watch the other tutorials on this Web site.