

## Word Study in Action

### Introduction

This guide will look at the foundations of Words Their Way™: Word Study in Action and discuss the various levels in the program. It will also explore a five-day lesson plan and look at how to assess and monitor student progress.

### Words Their Way: Word Study in Action

Words Their Way: Word Study in Action is an official companion to the foundational text Words Their Way: Word Study for Phonics, Vocabulary, and Spelling Instruction. Words Their Way: Word Study in Action was created for students in kindergarten through fifth grade. It uses word study to help increase their knowledge of spelling patterns and the meaning of words.

Word sorts are the heart of the program. Students use word sorts to group words into specific categories. As students complete the sorts, they compare and contrast word features, make discoveries, and form generalizations about the conventions of English orthography, or spelling.



Prior to the development of this program, teachers had to spend hours creating their own word sorts. This program provides all the resources they need, including materials and lesson plans that go along with the word sorts. These predeveloped materials allow teachers to focus more of their time on teaching in the classroom.

### Levels

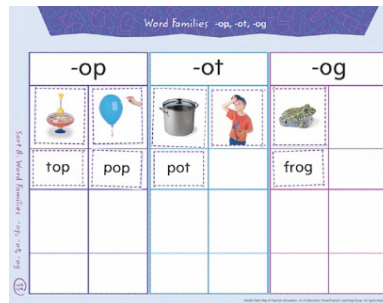
The methodology of Words Their Way: Word Study for Phonics, Vocabulary, and Spelling Instruction is based on a progression of stages. These stages describe students' spelling behavior as they move from one level of word knowledge to the next. In Words Their Way: Word Study in Action, these stages, referred to as spelling developmental stages, were adapted to correspond to specific levels in the program. These stages include Emergent, Letter-Name-Alphabetic, Within Word Pattern, Syllables and Affixes, Middle-Late Syllables and Affixes, and Derivational Relations.



**Day 2:  
Practice  
the Sort**

On Day 2, students will practice the word sort. Review the sort with students and demonstrate how to sort the pictures into *-op*, *-ot*, and *-og* word families.

Next, direct students to cut apart the picture/word cards in their Word Study Notebooks. They will then take the cards and place them within the correct word family in their Word Study Notebooks. Sometimes the lesson includes an Alternative Sort, which provides additional practice or helps students analyze the structure and meaning of the words.



**Day 3:  
Find Words  
in Context**

On Day 3, help students make text connections using a book from the Words Their Way Library. Have students look through the words in their sorts and find words that match in the text. There are also Word Study words in the back of each book to help make these text connections. If teachers do not have the Words Their Way Library, they can use books from their classroom or school library to reinforce these connections.



**Word Study**


- dog
- fog
- frog
- hog
- log

**Can you read these words?**

- help
- lost
- said
- the

**Day 4:  
Apply the Skill**

On Day 4, help students apply the skills they learned on Days 1 through 3. Have them work individually as they apply the sort. They'll turn to the appropriate pages in their Word Study Notebook and follow the written directions. In this example, students will write words that rhyme with *hop*, *hot*, and *hog* on the lines provided.



**Day 5:  
Complete  
the Sort**

On Day 5, students complete the sort. They'll paste their picture/word cards in their Word Study Notebooks. Check their word sorts before they put them permanently into their books.




When students complete their sorts, they can play the game that goes with the specific sort. Remember, teachers can find these games on the Teacher Resource CD. Students can play these games in the learning centers at school or take them home to practice the sorts with their families. This can become a perfect parent/home connection activity.

### Assess and Monitor Student Progress

To monitor students' word-study progress, use a formal assessment program such as DRA®2. A formal assessment will allow teachers to review writing samples, analyze spelling errors, and make observations during oral reading.

Another valuable assessment tool is the Spell Check provided in each level of the program. As students complete each series of skills, administer the corresponding Spell Check to determine what they have learned and what they do not understand. These are found in the back of the Word Study Notebook. Use the results of each Spell Check to plan for individual or small group instruction.



### Review

This guide examined the foundations of Words Their Way: Word Study in Action and discussed the various levels in the program. It reviewed a five-day lesson plan. The guide also talked about ways to assess and monitor student progress in the program.

For more information on Words Their Way: Word Study in Action, please view the other tutorials on [myPearsonTraining.com](http://myPearsonTraining.com).