




Monitoring Student Progress

Introduction	<p>This guide explains how to monitor student progress with Prentice Hall Algebra 1, Geometry, and Algebra 2. The guide discusses the program features that teachers can use to check for understanding during instruction. It also looks at the assessments that determine mastery of skills and concepts, and it takes a brief look at the Spanish and online assessments.</p> <p>This guide discusses the progress monitoring features and assessments of the Diagnostic and Screening Tests, Formative Assessments, and Summative Assessments.</p>
Diagnostic and Screening Tests	<p>Prentice Hall Algebra 1, Geometry, and Algebra 2 include assessments that teachers can use in the beginning of the school year to identify which skills students have mastered and determine readiness for each course.</p>
Entry-Level Assessment	<p>The Entry-Level Assessment appears at the beginning of the student edition. This assessment is also available on PowerAlgebra.com and PowerGeometry.com. Use the results from this assessment to determine students' strengths and weaknesses. If the results show that students have serious weaknesses, have them take the Screening Test.</p>
Screening Test	<p>Use the Screening Test to identify students' proficiency in basic computation and problem solving. The Screening Test is available in the Progress Monitoring Assessments booklet. The results of the test measure student readiness for the course. Teachers can also use a report form to indicate proficiency of the assessed skills for each student.</p>
Get Ready!	<p>The Get Ready! diagnostic assessment appears on the first page of every chapter. Use the results to determine if students have the prerequisite skills for the chapter. The teacher's edition shows a list of resources for remediation in the margin. This assessment is also available on PowerAlgebra.com and PowerGeometry.com.</p>
Formative Assessments	<p>The formative assessments help teachers identify students' strengths and weaknesses. The results guide decisions that they make when planning and adjusting instruction to meet the needs of their students.</p>
Got It? Problems	<p>A set of Got It? problems follow each example problem. Teachers can ask students to solve these problems independently to check their understanding of the skill or concept. Students who need additional support can use the Student Companion, which provides scaffolded support for the Got It? problems.</p>

Student Companion

 **Problem 1 Simplifying Powers**

Got It? What is the simplified form of 4^{-3} ?

16. Complete each step to simplify 4^{-3} .

$4^{-3} = \frac{1}{4}$ Move the power to the denominator and make the exponent positive.

$= \frac{1}{64}$ Evaluate the power to simplify the expression.

PowerAlgebra.com and PowerGeometry.com provide three levels of support for each Got It? problem. Teachers can find options online to show answer choices, show the correct answer, and show the solution. They can save valuable time by not having to write out each solution. Students who work independently can receive immediate feedback on their solutions to confirm if they solved the problems correctly.

Lesson Check At the end of the lesson, the Lesson Check gives students an opportunity to show what they know. The Do you know HOW? problems check understanding of lesson skills. The Do you UNDERSTAND? questions check students' understanding of key math concepts in the lesson. In the margin of the teacher's edition, teachers can find suggestions for reviewing specific problems with students who are struggling with either section.

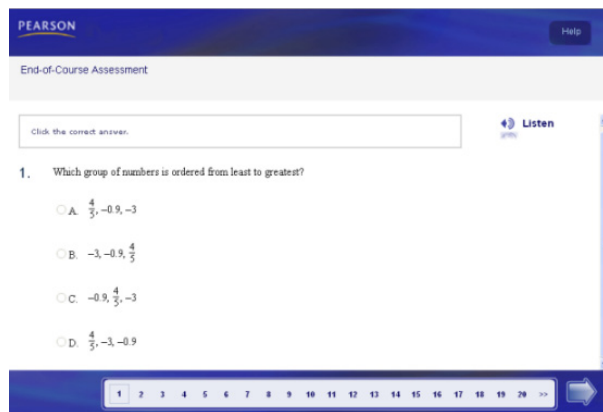
Lesson Quiz The Lesson Quiz assesses lesson skills and concepts. Have students take the Lesson Quiz online or use a transparency in the Solve It! and Lesson Quiz on Transparencies booklet. To check student results, look for the problems and answers on the Lesson Resources page at the end of the lesson. Underneath the quiz, check the prescription for remediation based on quiz results. This prescription describes the differentiated review assignments for Intervention, On-Level, and Extension. The resources for these review assignments are pictured and described on the Lesson Resources pages of the teacher's edition.

Standardized Test Practice Every lesson in the student edition includes a set of Standardized Test Practice problems. Teachers can also find a Standardized Test Practice page for every lesson in the Practice and Problem-Solving Workbook, the All-in-One Teaching Resources, and online. Standardized Test Practice provides practice problems and question types commonly found on high-stakes assessments.

Mid-Chapter Quiz This online quiz assesses the skills covered during the first half of the chapter. Students can use the online Mid-Chapter Practice and Review to practice the skills and concepts they've learned up to this point. This online review, powered by MathXL for School, includes interactive practice problems, immediate feedback, and corrective instruction.

Performance Tasks The performance tasks provide an opportunity for students to demonstrate their ability to use reasoning to solve real-world problems. The skills and concepts are organized around Big Ideas and cover concepts from recent lessons and previous chapters. The performance tasks appear at the end of each chapter in Pull It All Together. Teachers can find additional practice problems in the All-In-One Teaching Resources for each chapter.

Chapter Tests	The Chapter Test appears at the end of each chapter of the Student Edition. Teachers can also find Chapter Tests in the All-In-One Teaching Resources, and students can take Chapter Tests online. The Chapter Tests assess mastery of the skills and key math concepts covered in the chapter. Students can use the End-of-Chapter Practice and Review online to prepare for the Chapter Test. This online review, powered by MathXL for School, includes interactive practice problems, immediate feedback, and corrective instruction.
Cumulative Tests	Cumulative Review Tests are available at the end of each chapter in the Student Edition and in the All-In-One Teaching Resources to help students review all skills and concepts covered in the course so far. These tests provide preparation for the End-of-Course assessments.
Benchmark Test	The Benchmark Tests are available online and in the Progress Monitoring Assessments booklet. Benchmark Tests help teachers evaluate the progress toward mastery of essential content in a series of chapters. Use the Benchmark Test Report form to indicate proficiency of skills. The report lists the skills covered and identifies the test items and lessons that address each skill.
Summative Assessments	Summative assessments help teachers evaluate mastery of key mathematical skills and concepts. Each section describes the summative assessments included in the program.
Leveled Quarter, Mid-Course, and Final Tests	These summative assessments evaluate students' mastery of skills at various points throughout the course. Two forms of each test are available: Form G and Form K. Form G assessments are designed to measure mastery of content with the rigor presented in the lessons and exercises. Form K assessments are designed for less-proficient readers, beginning English learners, and other struggling students. The problems in these assessments meet the same mastery of content, but they are more appropriate for these groups of students.
End-of-Course Assessment	This assessment for Algebra 1 and Algebra 2 provides practice for the American Diploma Project End-of-Course Exams. Participating states use this exam to test concepts and skills typically taught in a specific algebra course. Use the results from this assessment to indicate a student's ability to succeed in subsequent high school math courses. The End-of-Course Assessment is available online in the Benchmark Test section.




SAT and ACT Practice

This test practice acquaints students with topics and question formats common to the SAT (Scholastic Assessment Test) and ACT (American College Test) assessments. The purpose of this test practice is to help students prepare for these important tests.

Spanish Assessment Resources

Teachers can find a wealth of Spanish resources at PowerAlgebra.com and PowerGeometry.com under the Teacher Resources link. These resources include Spanish Standardized Test Prep, Spanish Cumulative Review, Spanish Quizzes and Tests, and Spanish Assessment Answers.



Online Assessments

Students can also take assessments online. PowerAlgebra.com and PowerGeometry.com include Success Tracker, a powerful online assessment, diagnostic, and remediation tool. After students take assessments online, they are scored automatically. The compiled data appears in three reports. Teachers can find an online Test Scores report that provides percentage scores for every student. The report uses color coding to help teachers quickly identify struggling students. The Mastery Report tracks students' mastery of skills and concepts over time. The Item Analysis Report provides data for every test item. This powerful report helps teachers quickly identify skills that may warrant reteaching.

Review

This guide explained how to monitor student progress with Prentice Hall Algebra 1, Geometry, and Algebra 2. The guide discussed the assessments to use at the beginning of the course, the formative assessments to use during instruction to check for understanding, and the summative assessments that help teachers evaluate mastery of skills and concepts. The guide also acquainted teachers with the Spanish assessment resources and online assessments.

For more information, please watch the other Prentice Hall High School Math series tutorials on Pearson SuccessNet.