

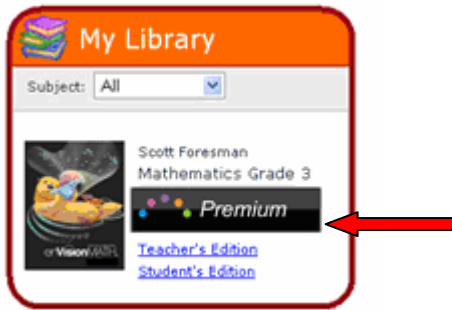
## Tutorial Guide: The Premium Digital Content Organization

### Program Description

EnVisionMATH is a math program that balances skill instruction with instruction that develops conceptual understanding through problem-based interactive learning and visual learning.

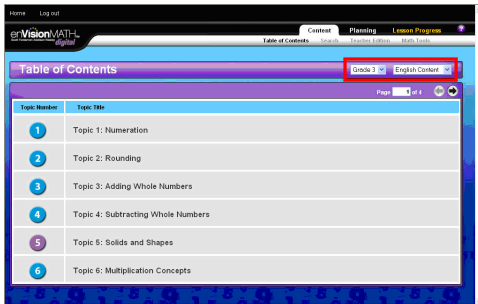
### Accessing Digital Content

The enVisionMATH Premium content is accessed from your SuccessNet home page by clicking the black Premium button.



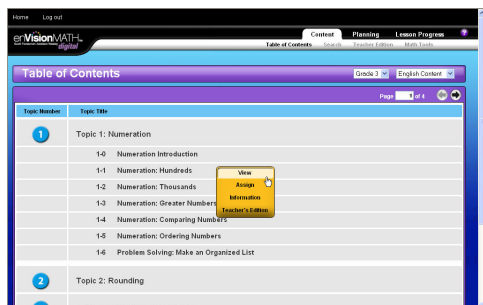
### Grade Level and Language Menu

You have access to one grade level of digital content. The organization and navigation are the same for all grade levels.



All digital content is available in both English and Spanish. To view or assign Spanish content, just change the drop-down menu to Español before you select your lesson activity. The content and audio will be presented in Spanish while the navigation will remain in English.

## The Content Tab: Table of Contents



The Table of Contents is organized exactly like the Topic Teacher Editions in your Teacher Box. The topic numbers are color-coded by math strand.

Left-click on any Topic Title and the contents of that topic will drop open. The first lesson title is the Topic Opener. The Titles below the Topic Opener are the lessons within the topic.

Left-click on any lesson title and a gold pop-up box will appear. The gold pop-up box provides options to view the lesson, assign the lesson to one or more students in your class, get information about the lesson, or go to the Teacher Edition page for that specific lesson.

Using the digital content for whole-class instruction is simple to do with your computer connected to an LCD projector or TV monitor. Select the view option from the gold-pop-up box to display the lesson on a screen or whiteboard for the entire class to view.